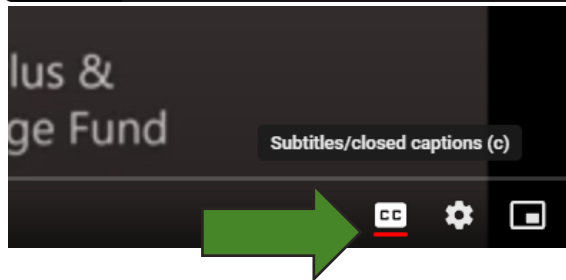
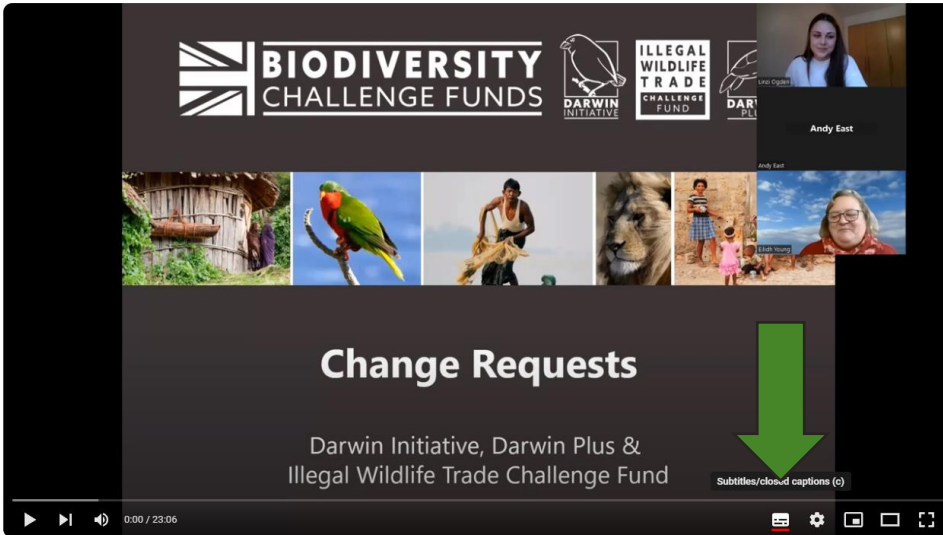
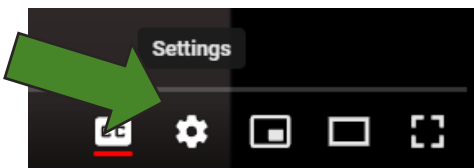


Guidance for Subtitles on YouTube:

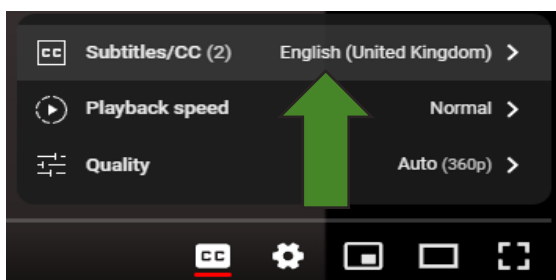
To turn on (or off) the subtitles for videos, click on the 'CC' button (Subtitles/Closed Captions) at the bottom of the video screen:



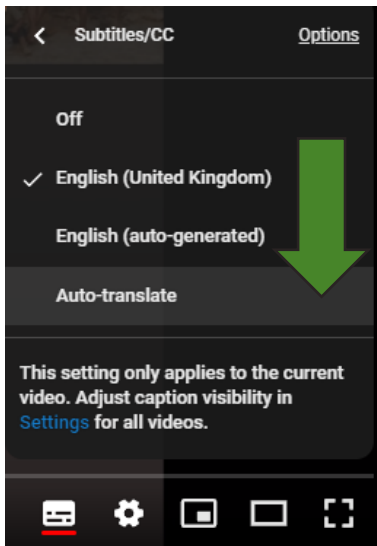
- To change the change language of the subtitles, select 'Settings' (⚙️) at the bottom of the video screen:



- Select 'Subtitles/CC' in the pop up window:

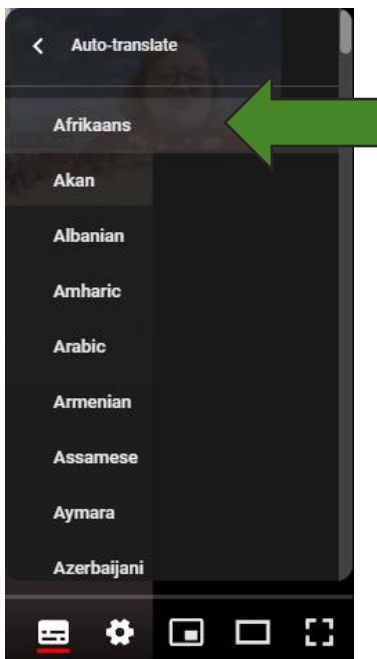


- Select 'Auto-translate' in the next window:

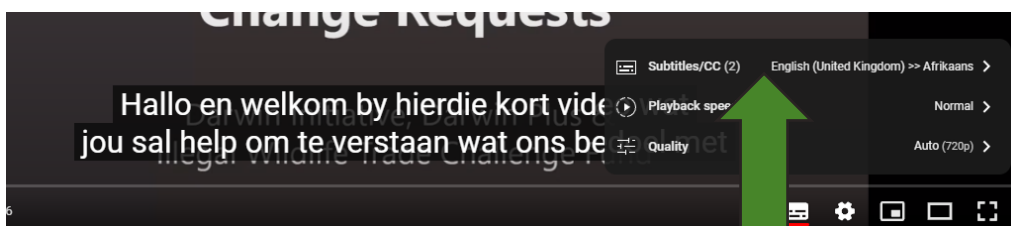


- Select any language from the list of available languages:

**Disclaimer: We do not take responsibility for the accuracy of the subtitle translations as they are generated by YouTube.*

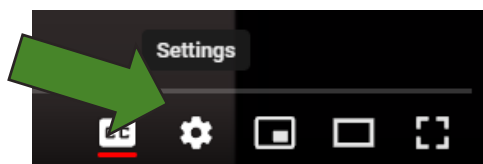


- The subtitles will now be in the language the you selected from the list:

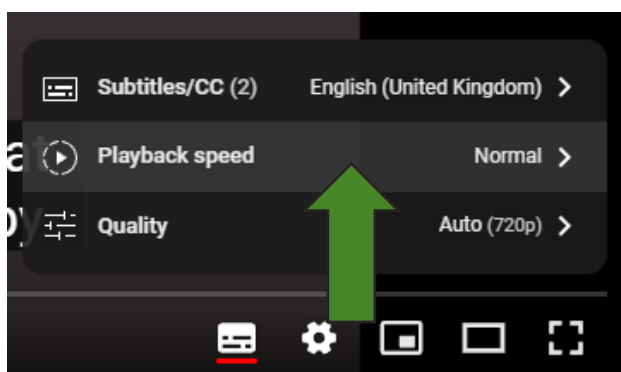


Guidance for Video Speed Changes on YouTube:

To increase or decrease the speed of a video on YouTube select 'Settings (⚙️)' at the bottom of the video screen:



- Select 'Playback speed' (automatically set to 'Normal') in the pop up window:



- Select any speed from the list of available speeds – if you select '0.75' speed, the video will be played 25% slower than the original speed:

